

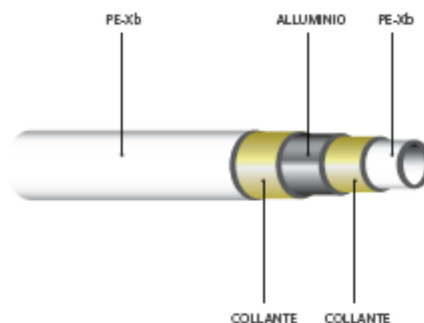


## Product specifications

**APE MULTYLAYER (PE-xB/Al/PE-xB) pipe**, UNI EN ISO 21003 and DIN 4726 compliant. This pipe consists of a double inner and outer layer of crosslinked polyethylene PE-xB (silane method - B) bound by a special adhesive to a longitudinally welded (TIG butt welded) intermediate aluminium alloy layer. This structure is highly shapeable, provides a complete barrier to oxygen, ensures total hygiene and high corrosion resistance since fluids come in contact only with the inner PE-xB layer.

Maximum operating temperature: 95°C. Maximum peak temperature: 110°C. Max pressure at 95°C: 10 bar. Thermal conductivity at 20°C: 0.43 W/mK. Oxygen permeability: 0 mg/l. Roughness: 7 µm.

DVGW, KIWA, ATG, WRAS, KOMO, DinCertco, AFNOR, AENOR Certified.

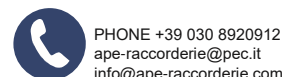
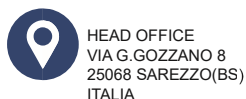


## Dimensional characteristics coli

Codes	UOM code	9MN02162	9MN03182	9MN03202	9MN02202	9MN04263	9MN45323
		0---	0----	0---	0---	0---	0---
Outer diameter	mm	16	18	20	20	26	32
Inner diameter	mm	12	14	16	16	20	26
Weight	g/m	104	118	143	134	265	343
Thickness of Al	mm	0.2	0.2	0.3	0.2	0.4	0.45
Total thickness	mm	2	2	2	2	3	3

## Dimensional characteristics straight length

Codes	UOM code	9MN021620	9MN031820	9MN032020	9MN042630	9MN453230
		BR4	BR4	BR4	BR4	BR4
Outer diameter	mm	16	18	20	26	32
Inner diameter	mm	12	14	16	20	26
Weight	g/m	94	118	143	265	343
Thickness of Al	mm	0.2	0.2	0.3	0.4	0.45
Total thickness	mm	2	2	2	3	3
Straight length	m	4	4	4	4	4



## Technical Specifications

Outer diameter	mm	16	18	20	26	32
Volume of water	l/m	0.113	0.154	0.201	0.314	0.531
Internal roughness	µm	7				
Thermal conductivity at 20°C	W/mK	0.43				
Coefficient of expansion	mm/m °C	0.026				
Degree of crosslinking	%	> 65%				
Oxygen permeability	mg/l	0				
Colour		White				

## Technical specifications

Type		PE-xB/Al/PE-xB Multilayer pipe
Field of application		Plumbing in civil, industrial and commercial applications.
Fluid		Potable water, technical water, and water glycol (*).
Continuous use temperature	°C	95
Max peak temperature	°C	110
Maximum operating pressure at 95°C	bar	10
Maximum operating pressure at 20°C	bar	30
Duration at 95°C and 10 bar	years	50
Reaction to fire EN 1350-1		B – s1 – d0
Storage		Avoid prolonged exposure to direct sunlight
Minimum bend radius		5 times the diameter

(\*) In the case of water glycol, in order to define the minimum operating temperature, it is necessary to know the elements of the mixture and the various concentrations, never exceed the value of 30%

## Marking

> < 001m APE raccorderie srl_Multilayer_PEXb/Al/PEXb_16x2_Made in Italy Tmax 95° P=10bar,		DVGW DW-8231CN0176 DW-8501CS0266 DW-S8501CR0411			
METRI	AZIENDA	NOME DEL SISTEMA	MATERIALI DIMENSIONI	Tmax/Pmax	CERTIFICAZIONE DVGW
K66358 WRAS 1906357	MLP 045/01	001/007418 001/007419	KOMO K66916, DIN CERTCO 3V370 MVR	Sanitary_XXXXXXXXXXXXXXXXX,UNI EN ISO 21003 class2-10bar class4-10bar class5-10bar, Heating DIN 4726 Sauerstoffdicht Abmessungsklasse: 1 Klasse 5-8bar	LOTTO DI PRUZIONE CLASSI DI UTILIZZO
CERTIFICAZIONE KIWA	CERTIFICAZIONE AFNOR	CERTIFICAZIONE AENOR	CERTIFICAZIONE KOMO		

HEAD OFFICE  
VIA G. GOZZANO 8  
25068 SAREZZO(BS)  
ITALIA

WAREHOUSE  
VIA SALVELLA 20/22  
25038 ROVATO(BS)  
ITALIA



WEB SITE  
ape-raccorderie.com

PHONE +39 030 8920912  
ape-raccorderie@pec.it  
info@ape-raccorderie.com

### Classification of service conditions UNI – EN ISO 21003

Application class	Design temperature Td [°C]	Time b at Td [years]	T max [°C]	Time at T max [years]	T mal [°C]	Time at T mal [h]	Typical field of application
1 (*)	60	49	80	1	95	100	Hot water supply (60°C)
2 (*)	70	49	80	1	95	100	Hot water supply (70°C)
4 (**)	20 + 40 + 60	2,5 20 25	70	2,5	100	100	Underfloor heating and low-temperature radiators
5 (**)	20 + 60 + 80	14 25 10	90	1	100	100	High-temperature radiators

(\*) A country may select either class 1 or 2 in conformity with its national regulations.

(\*\*) Where more than one design temperature for time and associated temperature appears for any class, they should be aggregated.

### Regression curves diameter 16x2

The curves shown below (Figure 1) show the life of the APE Multilayer pipe at the various pressures of use when changing operating temperatures.

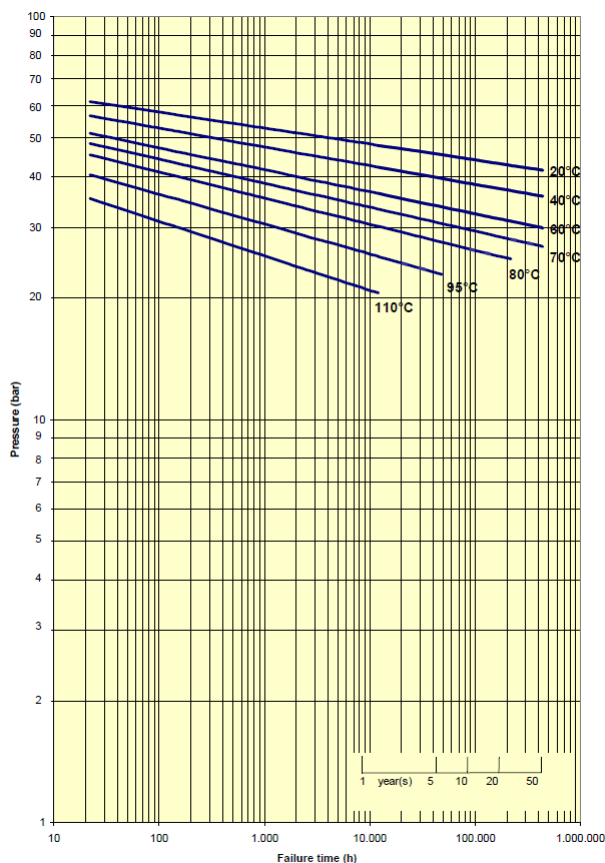


Figure 1

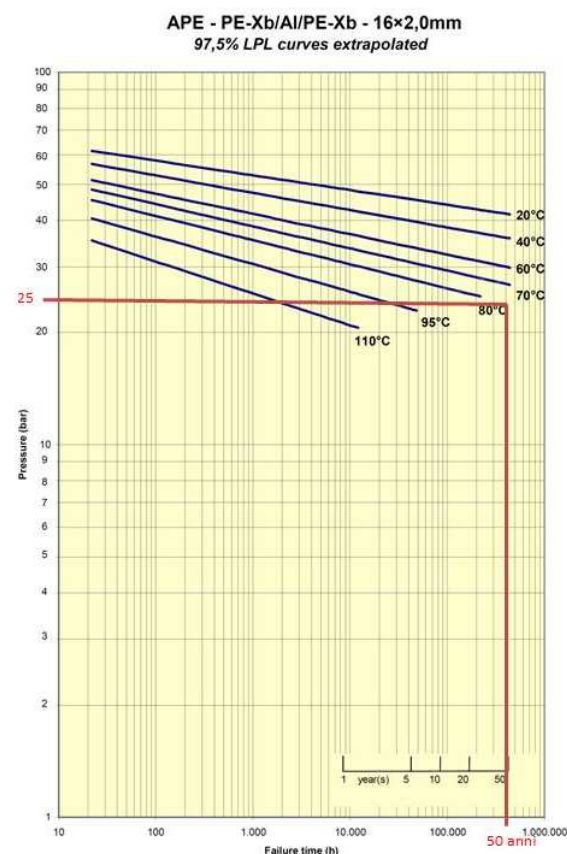


Figure 2

Figure 2 (produced by an accredited institution) shows an example of aging of the APE multilayer pipe. This example demonstrates how to work at a pressure of **25 bar** and at a temperature of **60 °C** the multilayer pipe lasts over 50 years, this is possible thanks to the use of polyethylene crosslinked, such performances are not obtainable using non-crosslinkable polyethylenes or PERT.

### Chart of load loss

#### T water 10°C

Outer diameter	16	18	20	26	32
Thickness	2	2	2	3	3
Inner diameter	12	14	16	20	26
v (m/s)	Flow rate (l/h) Load loss (mm c.a.*/m)				
0,1	<b>41</b>	<b>55</b>	<b>72</b>	<b>113</b>	<b>191</b>
	2,43	2,01	1,70	1,28	0,93
0,2	<b>81</b>	<b>111</b>	<b>145</b>	<b>226</b>	<b>382</b>
	8,18	6,75	5,71	4,32	3,11
0,3	<b>122</b>	<b>166</b>	<b>217</b>	<b>339</b>	<b>573</b>
	16,63	13,72	11,61	8,78	6,33
0,4	<b>163</b>	<b>222</b>	<b>290</b>	<b>452</b>	<b>765</b>
	27,52	22,69	19,21	14,53	10,47
0,5	<b>204</b>	<b>277</b>	<b>362</b>	<b>565</b>	<b>956</b>
	40,66	33,54	28,38	21,47	15,47
0,6	<b>244</b>	<b>333</b>	<b>434</b>	<b>679</b>	<b>1147</b>
	55,95	46,14	39,05	29,54	21,28
0,7	<b>285</b>	<b>388</b>	<b>507</b>	<b>792</b>	<b>1338</b>
	73,27	60,43	51,14	38,69	27,87
0,8	<b>326</b>	<b>443</b>	<b>579</b>	<b>905</b>	<b>1529</b>
	92,56	76,33	64,60	48,88	35,21
0,9	<b>366</b>	<b>499</b>	<b>651</b>	<b>1018</b>	<b>1720</b>
	113,74	93,81	79,39	60,06	43,27
1	<b>407</b>	<b>554</b>	<b>724</b>	<b>1131</b>	<b>1911</b>
	136,77	112,80	95,46	72,22	52,03
1,1	<b>448</b>	<b>610</b>	<b>796</b>	<b>1244</b>	<b>2102</b>
	161,60	133,28	112,79	85,33	61,47
1,2	<b>489</b>	<b>665</b>	<b>869</b>	<b>1357</b>	<b>2294</b>
	188,18	155,20	131,34	99,37	71,59
1,3	<b>529</b>	<b>720</b>	<b>941</b>	<b>1470</b>	<b>2485</b>
	216,47	178,53	151,09	114,31	82,35
1,4	<b>570</b>	<b>776</b>	<b>1013</b>	<b>1583</b>	<b>2676</b>
	246,45	203,25	172,01	130,14	93,75
1,5	<b>611</b>	<b>831</b>	<b>1086</b>	<b>1696</b>	<b>2867</b>
	278,07	229,34	194,08	146,84	105,78
1,6	<b>651</b>	<b>887</b>	<b>1158</b>	<b>1810</b>	<b>3058</b>
	311,32	256,76	217,29	164,40	118,43
1,7	<b>692</b>	<b>942</b>	<b>1230</b>	<b>1923</b>	<b>3249</b>
	346,17	285,50	241,61	182,80	131,69
1,8	<b>733</b>	<b>998</b>	<b>1303</b>	<b>2036</b>	<b>3440</b>
	382,58	315,53	267,02	202,03	145,54
1,9	<b>774</b>	<b>1053</b>	<b>1375</b>	<b>2149</b>	<b>3632</b>
	420,55	346,84	293,52	222,08	159,98
2	<b>814</b>	<b>1108</b>	<b>1448</b>	<b>2262</b>	<b>3823</b>
	460,05	379,42	321,09	242,93	175,01

#### T water 60°C

Outer diameter	16	18	20	26	32
Thickness	2	2	2	3	3
Inner diameter	12	14	16	20	26
v (m/s)	Flow rate (l/h) Load loss (mm c.a.*/m)				
0,1	<b>41</b>	<b>55</b>	<b>72</b>	<b>113</b>	<b>191</b>
	1,85	1,53	1,29	0,98	0,71
0,2	<b>81</b>	<b>111</b>	<b>145</b>	<b>226</b>	<b>382</b>
	6,24	5,14	4,35	3,29	2,37
0,3	<b>122</b>	<b>166</b>	<b>217</b>	<b>339</b>	<b>573</b>
	12,68	10,46	8,85	6,70	4,82
0,4	<b>163</b>	<b>222</b>	<b>290</b>	<b>452</b>	<b>765</b>
	20,98	17,30	14,64	11,08	7,98
0,5	<b>204</b>	<b>277</b>	<b>362</b>	<b>565</b>	<b>956</b>
	31,00	25,57	21,64	16,37	11,79
0,6	<b>244</b>	<b>333</b>	<b>434</b>	<b>679</b>	<b>1147</b>
	42,65	35,18	29,77	22,52	16,23
0,7	<b>285</b>	<b>388</b>	<b>507</b>	<b>792</b>	<b>1338</b>
	55,86	46,07	38,99	29,50	21,25
0,8	<b>326</b>	<b>443</b>	<b>579</b>	<b>905</b>	<b>1529</b>
	70,56	58,20	49,25	37,26	26,84
0,9	<b>366</b>	<b>499</b>	<b>651</b>	<b>1018</b>	<b>1720</b>
	86,72	71,52	60,52	45,79	32,99
1	<b>407</b>	<b>554</b>	<b>724</b>	<b>1131</b>	<b>1911</b>
	104,27	86,00	72,78	55,06	39,67
1,1	<b>448</b>	<b>610</b>	<b>796</b>	<b>1244</b>	<b>2102</b>
	123,20	101,61	85,99	65,06	46,87
1,2	<b>489</b>	<b>665</b>	<b>869</b>	<b>1357</b>	<b>2294</b>
	143,46	118,32	100,13	75,76	54,58
1,3	<b>529</b>	<b>720</b>	<b>941</b>	<b>1470</b>	<b>2485</b>
	165,04	136,11	115,19	87,15	62,78
1,4	<b>570</b>	<b>776</b>	<b>1013</b>	<b>1583</b>	<b>2676</b>
	187,89	154,96	131,14	99,22	71,48
1,5	<b>611</b>	<b>831</b>	<b>1086</b>	<b>1696</b>	<b>2867</b>
	212,00	174,84	147,97	111,95	80,65
1,6	<b>651</b>	<b>887</b>	<b>1158</b>	<b>1810</b>	<b>3058</b>
	237,35	195,75	165,66	125,34	90,29
1,7	<b>692</b>	<b>942</b>	<b>1230</b>	<b>1923</b>	<b>3249</b>
	263,91	217,66	184,20	139,36	100,40
1,8	<b>733</b>	<b>998</b>	<b>1303</b>	<b>2036</b>	<b>3440</b>
	291,68	240,56	203,58	154,03	110,96
1,9	<b>774</b>	<b>1053</b>	<b>1375</b>	<b>2149</b>	<b>3632</b>
	320,62	264,43	223,78	169,31	121,97
2	<b>814</b>	<b>1108</b>	<b>1448</b>	<b>2262</b>	<b>3823</b>
	350,73	289,26	244,80	185,21	133,43

## Compliance

- **DVGW** Certificate - DW-8501CN0176
- **KIWA** certificate - N° K66358 e N° K94485
- **WRAS** Certificate - 1906357
- **ATG** Certificate - 3212
- **KOMO** certificate - K66915101
- **DinCertco** Certificate – 3V370 MVR
- **AFNOR** Certificate - Admission No 101160, Holder 045
- **AENOR** Certificate - 001/007418
- UNI EN ISO 21003
- DIN 4726
- Ministerial Decree No. 174/2004

APEPIPE\_EN\_0524

---



HEAD OFFICE  
VIA G. GOZZANO 8  
25068 SAREZZO(BS)  
ITALIA



WAREHOUSE  
VIA SALVELLA 20/22  
25038 ROVATO(BS)  
ITALIA



WEB SITE  
[ape-raccorderie.com](http://ape-raccorderie.com)



PHONE +39 030 8920912  
[ape-raccorderie@pec.it](mailto:ape-raccorderie@pec.it)  
[info@ape-raccorderie.com](mailto:info@ape-raccorderie.com)